



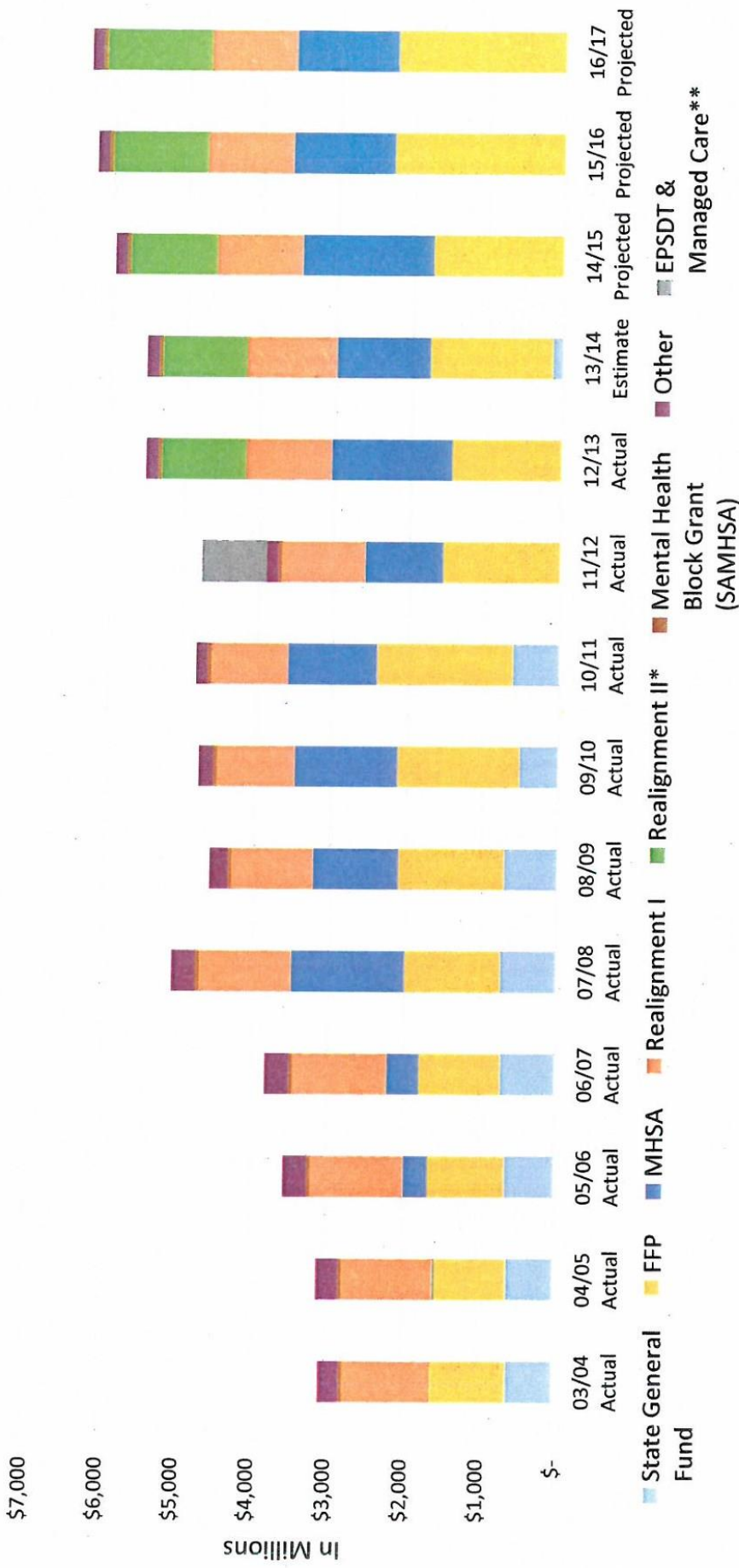
Mental Health Services  
Oversight & Accountability Commission

**Financial Oversight Committee**  
**Financial Report**  
**May 26, 2016**

## Mental Health Funding at the Local Level

FY 03/04 - 16/17

The graph below displays local mental health funding levels from 2004 to 2016 from different funding sources. The graph also indicates that even with fluctuations of individual accounts, funding for the overall system has grown since the enactment of the MHSA in 2005.



MHSA funding for counties shown above is from the governor's budget and the actual amount distributed will be based on actual revenues deposited into the fund less the amount reserved and spent on administration.

Realignment I 1991: Transferred control of several health and mental health programs from the state to the counties, reduced State General Funds to the counties, and provided the counties with "new" tax revenues from increased sales tax and vehicle license fees dedicated to counties for their increased financial obligations for health and mental health programs.

Realignment II 2011: shifts "existing" state revenues from sales tax, vehicle license fee for various programs including EPSDT and mental health managed care. The total funds for the 2011 Realignment includes funds for Substance Use Disorders.

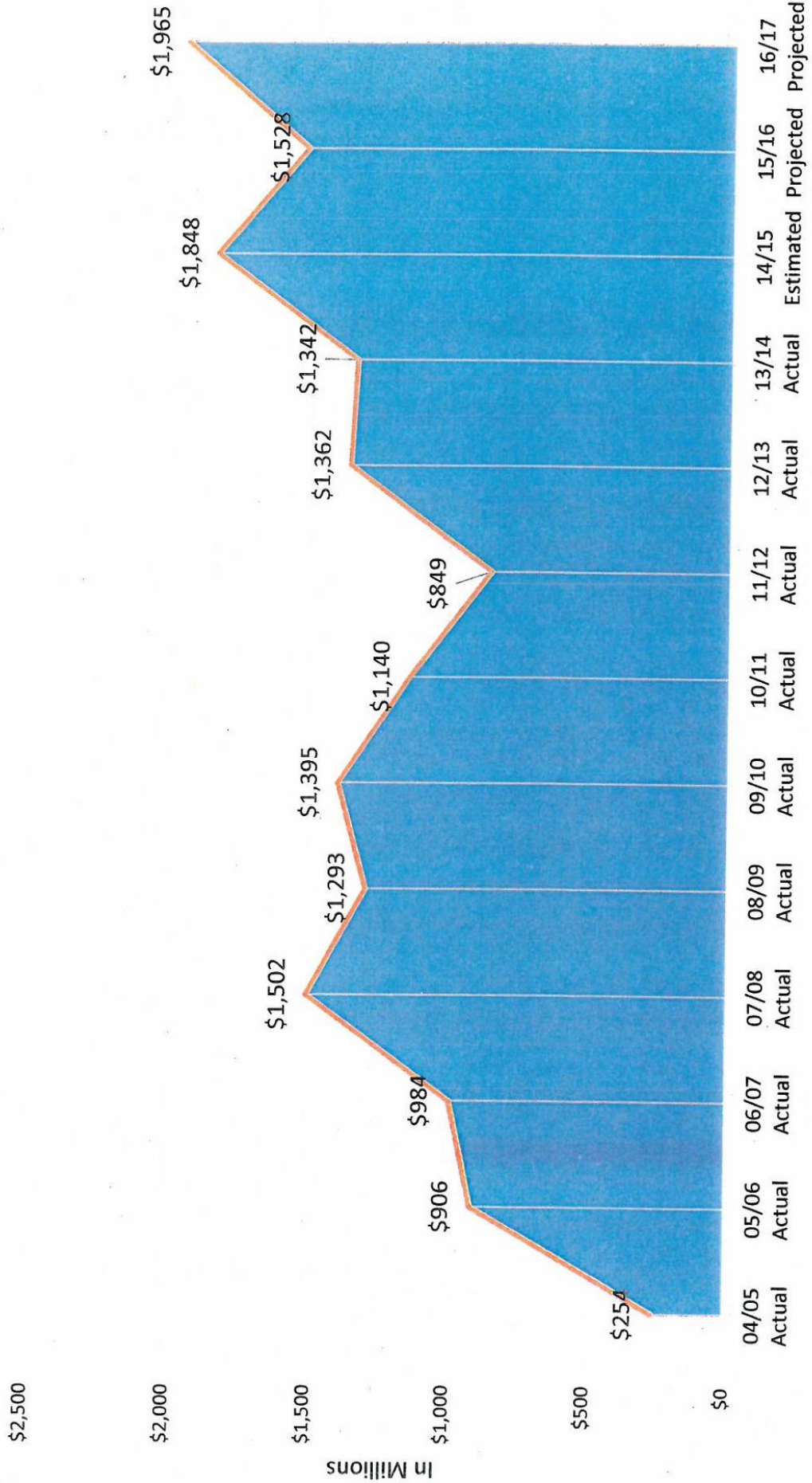
\*\* One time redirected MHSA funding for EPSDT and Mental Health Managed Care. State general funding for mental health was replaced by Realignment I and \*Realignment II.

Source: Sources identified in Appendix 1  
May 2016  
Updated Semi-Annually

## Total MHSA Revenue

FY 04/05 - 16/17

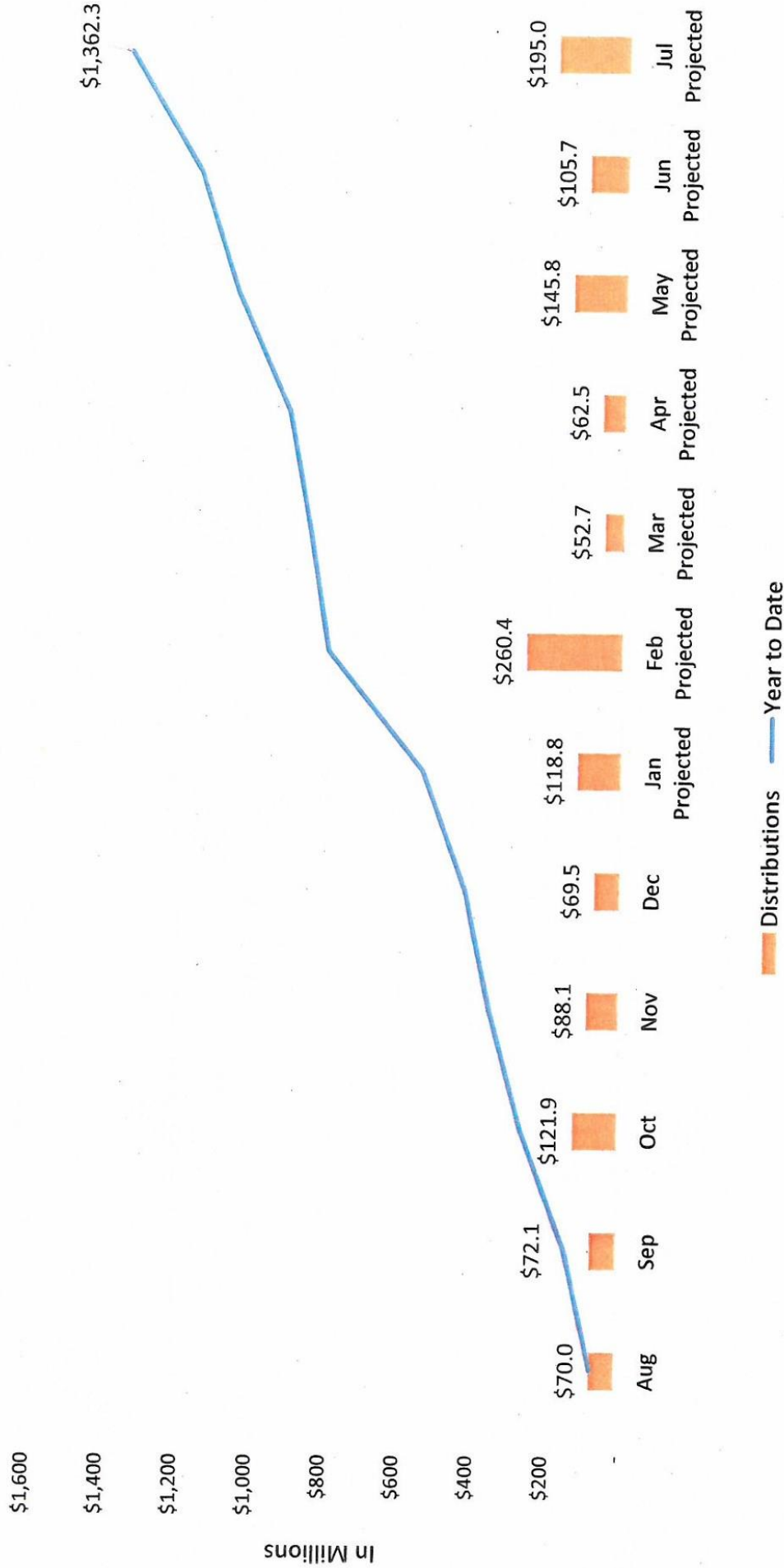
The graph below indicates the actual and estimated total MHSA Revenue received from 2004 to 2016. MHSA funding is susceptible to economic fluctuations as noted in the graph below. Each county is required to establish a prudent reserve that would mitigate, but not prevent, the need for program reductions in years with such extreme decreases in revenue. Each county's prudent reserve will be treated as a county-specific encumbrance by the Department and the target for each county's initial reserve amount is 50 percent of their CSS planning estimate.



# Mental Health Services Funds Distributed to Counties

FY 2015/16

This chart reflects changes to distributions of MHSA Funds from July 2015 to June 2016. Currently, these funds are no longer distributed by MHSA Component, (Community Services and Supports, Prevention and Early Intervention, Innovation, etc.). Distribution in FY 2015/2016 represents actual Mental Health Services funds distributed for the first 10 months of 2015/16 and projected distribution for June.



For a year to date, county by county summary of distributions, refer to the following link:  
[http://www.sco.ca.gov/Files-ARD-Payments/mentalhealthservices\\_ytd\\_15/16.pdf](http://www.sco.ca.gov/Files-ARD-Payments/mentalhealthservices_ytd_15/16.pdf)